

MBCM Budget Update

Overview

Current Assets &
Support

Actual vs.
Budget

Notes of Interest

Current Assets & Support

As at October 31, 2022

Current Bank Balance

- \$683,751

Unrestricted Net Assets


- \$462,716 (cash)

Conference Support

- Income = \$445,293
- Forwarded on to CCMBC
\$177,000 (75% of budget)

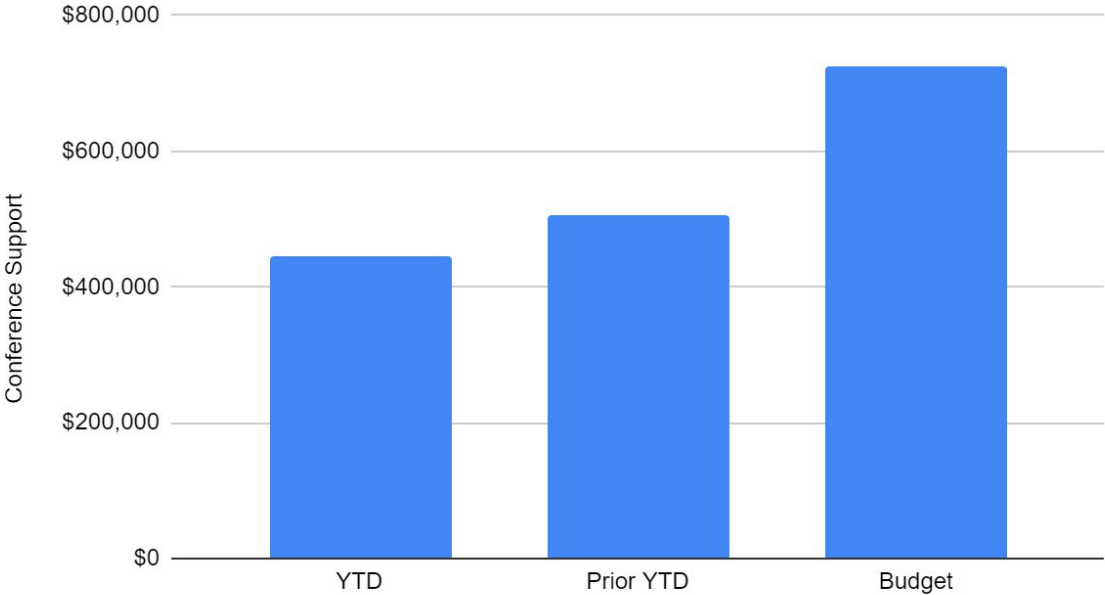
Actual vs Budget

Financial Position at October 31, 2022



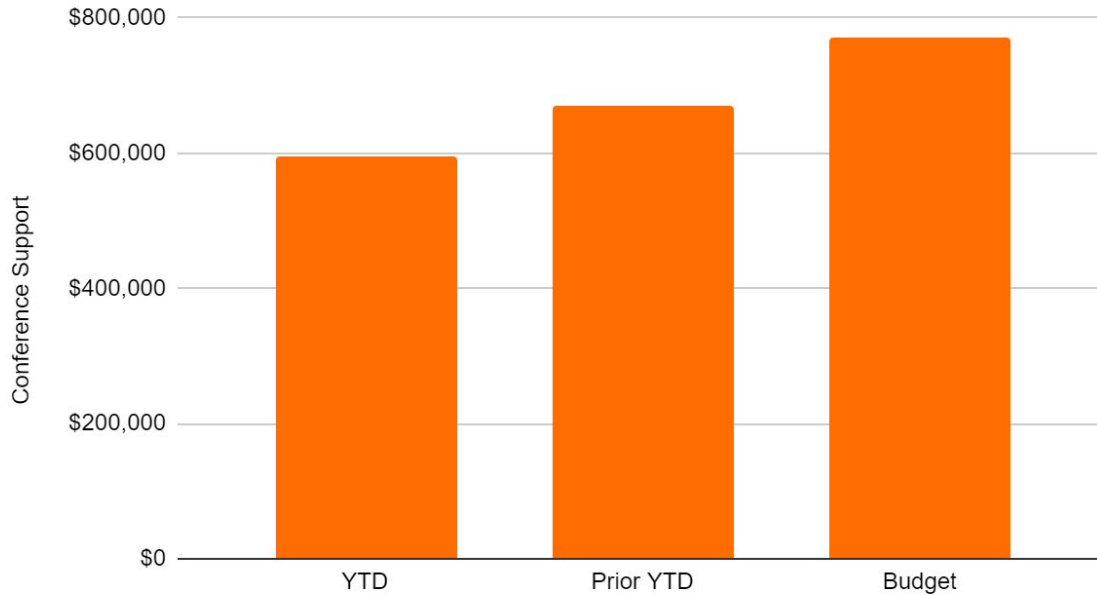
Actual vs Budget - Support Income

Conference Support as of October 2022



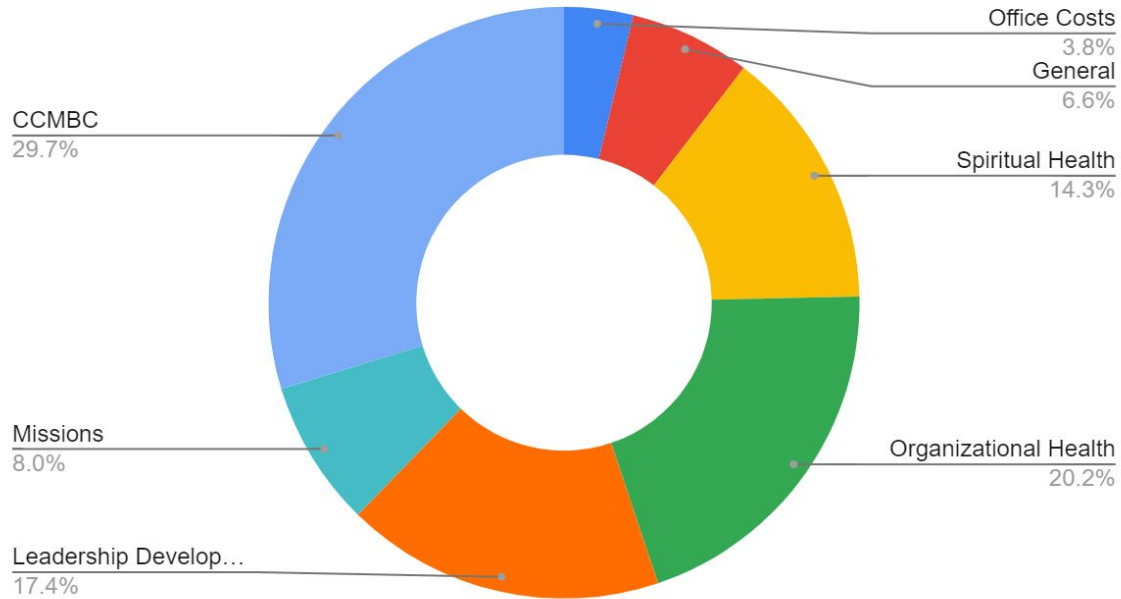
Actual vs Budget - Total Expenses

Total Expenses as of October 2022



Actual vs Budget

YTD Expenses as of October 2022



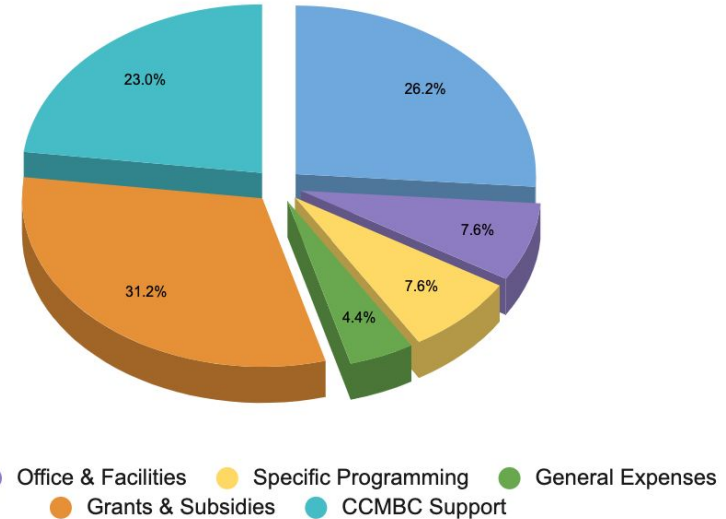
Notes of Interest

- Our deficit seems higher than usual, but we are paying CCMBC a set amount quarterly. If we do not reach our budgeted income by Dec 31 then the last payment will be adjusted accordingly.
- Two unregistered churches still trying to get charity status
- 62k behind last year in YTD income, but it is 61% of budgeted income and last year at this time we had 67% of budgeted income received so we are on track as expected
- Thompson property showing net income in our statements
- Created a Draft Reserve Policy
- Net cost of Pastoral Retreat = \$13,822

This pie chart shows MBCM's 2022 budgeted expenses broken down into six categories.

1. Staffing
2. Office & Facilities - includes general office expenses, rent and property tax as well as insurance.
3. Specific Programming - includes MBCM events (Pastor's Retreat, CR, Assembly, etc) as well as pastoral training, faith and life expenses and more.
4. General Expenses - includes accounting/bookkeeping, legal and audit and license fees.
5. Grants & Subsidies - CMU GTE track salary subsidies, Simonhouse & Awesome Kidmin support.
6. CCMBC Support

Annual Expenses



Spiritual Health & Authority

- Faith & Life Team \$1,500
- PCO \$1,500
- Staffing \$90,000 (approx. 40%)
- New Initiatives \$2,000

TOTAL \$95,000

Organizational Health

- MBCM Insurance (for all churches) \$60,000
- Staffing \$60,000 (approx. 30%)
 - Constitution Review
 - Safe Place Policy work
 - Employment, HR & Salary Grid
 - Crisis Management & Assistance
 - Search Team Resourcing
 - General Admin

TOTAL \$120,000

Leadership Development

- GTE Track Salaries \$52,000
- Elevation \$5,000
- Pastoral Training Fund \$5,500
- Partnership Resourcing \$3,000
- New Initiatives \$2,000
- MBCM Staffing \$50,000 (approx 20%)

TOTAL \$167,500

Missions

- Simonhouse Bible Camp \$32,000
- First Nation Support \$20,000
- Awesome Kidmin Support \$500
- MBCM Staffing \$20,000 (approx. 10%)

TOTAL \$72,500